

Name:

ANSWERS!


Class:



Communication




Successful Partnership



Encouragement



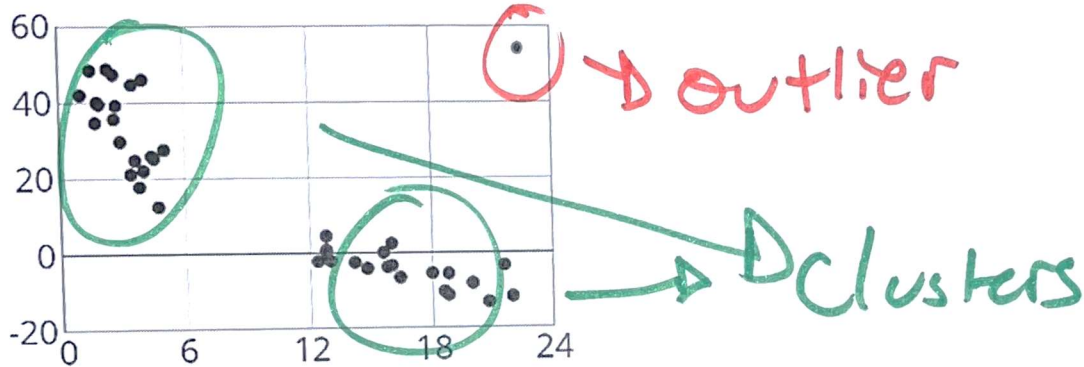
Solving Problem Together



Collaboration

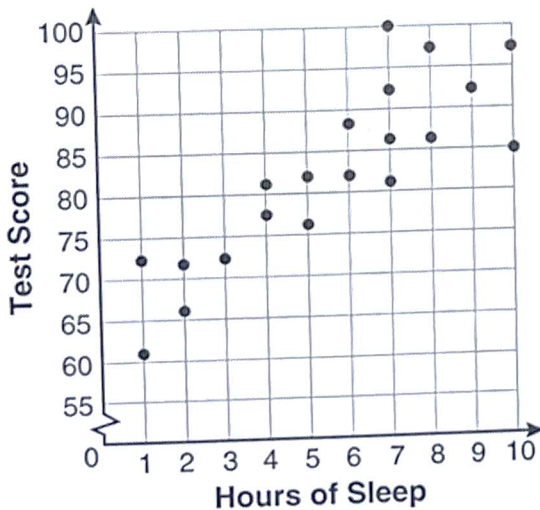
Question 01

Do you see any outliers in the below? Do you see any clusters in the below?



Question 02

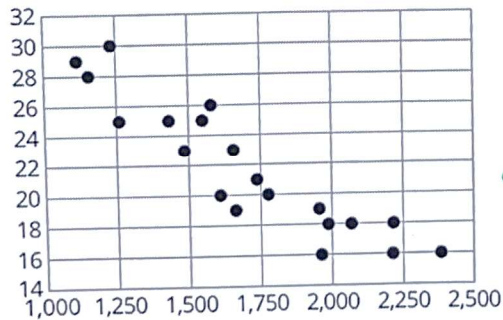
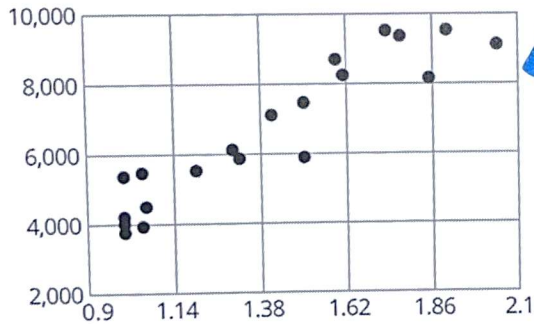
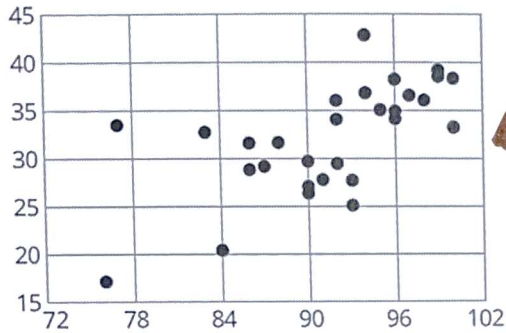
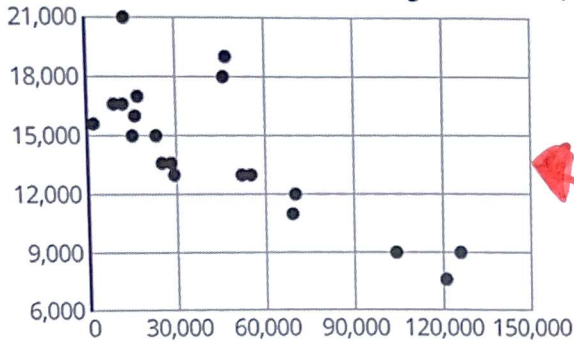
What story does this graph tell?



The more hours of sleep you get, the better you will likely do on the test.

Question 03

Draw an arrow from the graph to the description.



Energy Used vs. Summer Temp.  
x-axis: daily high in summer (degrees Fahrenheit),  
y-axis: energy consumed (kilowatt hours)

Diamond Price vs. Weight  
x-axis: weight (carats)  
y-axis: price (dollars)

Used Car Price vs. Mileage  
x-axis: mileage  
y-axis: price (dollars)

Fuel Efficiency vs. Car Weight  
x-axis: weight (pounds)  
y-axis: fuel efficiency (miles per gallon)