

4-2

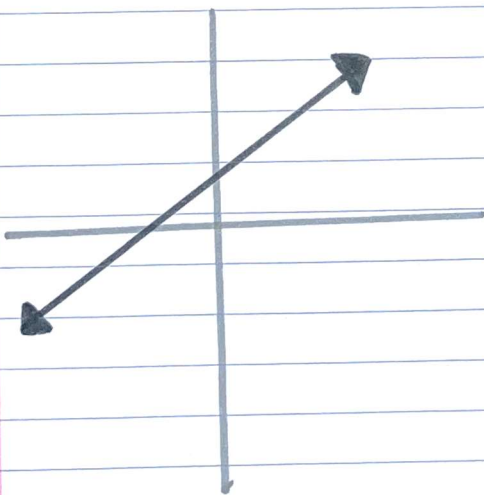
Lesson ~~4-2~~ → Domain and Range in Graphs

Domain → The "X" values included in the graph

Range → The "Y" values included in the graph

Domain → Possible Inputs

Range → Possible Outputs

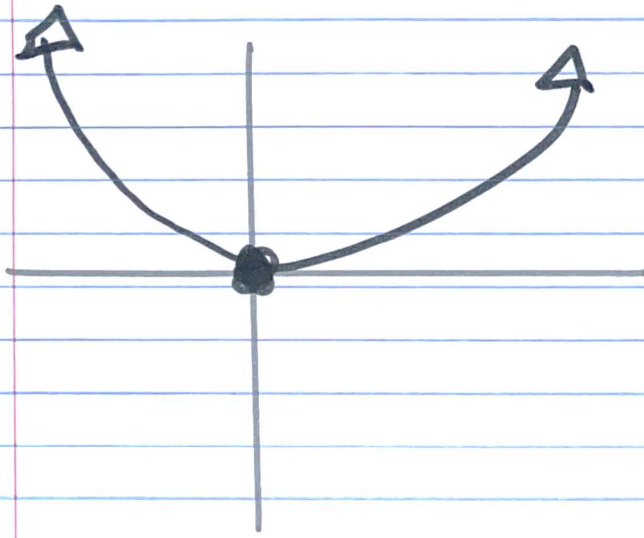


Domain: All real numbers

\mathbb{R}

Range: All real numbers

\mathbb{R}

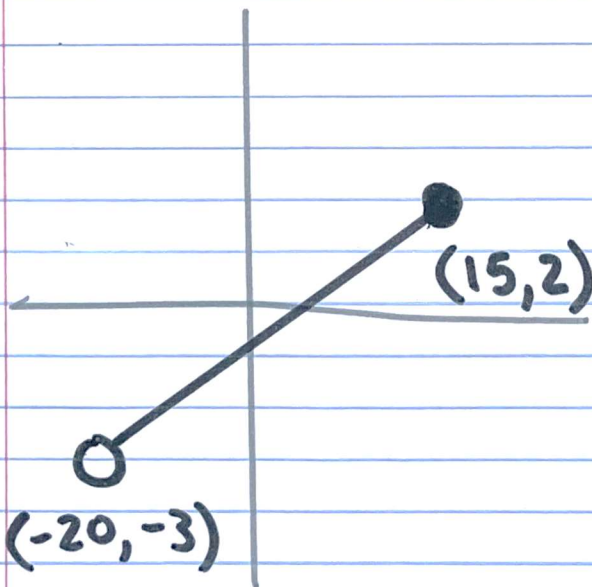


Domain:

All Real Numbers

Range:

$$y \geq 0$$



Domain:

$$-20 < x \leq 15$$

Range

$$-3 < y \leq 2$$